



Aransas/San Patricio Master Gardener Association

May 2008

2008 Officers

President: *Nan Jackson*
 1st VP: *Ruth Thompson*
 2nd VP: *Marilyn Vaughan*
 Secretary: *Sharon Watkins*
 Treasurer: *Sarah Shugart*

 County Extension Agent,
 Agriculture/Natural
 Resources: *Logan Respass*
 Extension Office Manager:
Ernie Edmundson
 Secretary: *Thea Edmundson*

 Website:
<http://aransas-tx.tamu.edu>

Seeking Serious Plant Lovers

Texas Master Gardeners are a team of volunteer horticulture educators who are under the auspices of:



Logan Respass
 County Extension Agent
 Aransas County
 Green Acres is our award winning demonstration garden located at 611 E. Mimosa, Rockport, Texas. The gardens showcase plants and landscape schemes suitable for the Coastal Bend. For help with plant problems, or for class information, please call (361) 790-0103, or email aransas-tx@tamu.edu

Editors

Marsha Hendrix
marsha.hendrix@tmc.state.tx.us
 Ernie Edmundson
aransas_tx@tamu.edu
 Frankie Fox
frankie.for@charter.net

The President's Corner



Composting evidently smelled pretty good to the 44 attendees of the April brown bag. This was new information for approximately half of the audience. Russ Bell and Heather Bywater, (AKA Vanna White) are to be commended for developing a program that produced such jocularly, while still getting the points across.

Thanks to Pat Baugh, Sharon Watkins and many helpers, the Kid's Garden Fest hosted approximately 50 children and 50 adults. Everyone had fun making toad houses, hitting bad bugs, planting bean seeds, making Mother's Day cards and much more.

Our booth at the Farmers Market was swamped with around 170 interested people who had questions, bought plants and asked for the new MG magnets. It is obvious that this activity is worth our time.

Everyone is gearing up for the Hidden Gardens Tour. Be sure to thank Suzannah Barnebey, Maryellen Sherman and the many, many members who have worked diligently since January on this event, setting new records along the way.

If you ordered a pocket loupe (hand lens), they will be given out at our regular meeting.
 Nan Jackson

Hidden Gardens Tour

Tour 10 Beautiful Gardens in Aransas Pass, Portland & Rockport
Saturday, May 3, 2008— 9 am—4 pm—Rain Date May 10
\$10 Tickets at: Green Acres, 611 E. Mimosa, Rockport and
Green's N Thing's Nursery, 801 Moore Ave., Portland
361-790-0103

THANKS TO MAJOR SPONSORS
 TOUR: Wal-Mart

DESIGN: Aesthetic & General Dentistry, PRO-Build South (301 North St.)

GARDENS: Green's N Thing's, Gulf Pointe Plaza, H-E-B
 Johnson & Cate, Key Allegro Properties-LLC
 Moore than Feed, Navy Army Federal Credit Union
 Prosperity Bank, Re/Max Security Real Estate
 Rockport Abstract & Title, Terry G. Collins-Attorney at Law

OTHER MAJOR SPONSORS: Spray N Grow, American Bank, Coastal Bend
 Aikikai Craig's Tire Service, First Victoria, Jesse's Fine Spirits
 Barbara & Clydell McSpadden, Rios Welding

May Brown Bag

Tuesday, May 20 - Noon and 6:00pm
Save the Rain – Rainwater Harvesting
 Barbara McSpadden, Master Gardener
 Aransas County Library, 701 E. Mimosa, Rockport

Dates to

Remember:

- Thurs, 1st: Presentation Training, 1pm
- Tues, 6th Master Gardener meeting, 9am
- Wed, 7th Propagation, 8:30am; Composting Program, 9am-noon
- Thurs, 8th: Presentation Training, 1pm
- Fri, 9th: GA Garden Day, 8-10:30am; Landscape, 10:30am
- Wed, 14th Propagation, 8:30am
- Mon-Wed, 19th-21st: Live Oak School classes
- Tues, 20th: Education, 10am; BBL 12-1pm & 6-7pm; Board Meeting 1:30pm
- Wed, 21st: Propagation 8:30am; GA Garden Day 8-10:30
- Mon, 26th: County Holiday, Office Closed
- Wed, 28th: Propagation 8:30am

Green Acres Garden Days
 May 9th 8:00-10:30am &
 May 21st 8:00-10:30am

The May 2008 TMGA Newsletter is available at http://www.texasmastergardeners.org/news/news_index.html
 Click on Web newsletter May

Happy Birthday !

Russ Bell, 9th
 Marsha Hendrix, 15th
 Steve Vaughan, 20th
 D.J. Chilcoat, 22nd

Our Mission: *Improving the lives of people, businesses, and communities across Texas and beyond through high-quality, relevant education.*

EARTH KIND

Efficient Irrigation — Part II

Drip Irrigation Systems:

Drip irrigation, also called trickle or micro-irrigation, applies water slowly and directly to the roots of plants through small flexible pipes and flow control devices called emitters. Drip irrigation uses 30 to 50 percent less water than sprinkler irrigation and usually costs less to install. Since water is applied directly to the root zone, evaporation and runoff are minimized. Drip irrigation is recommended for use on trees, shrubs, and flowers in the high- and moderate-water-use zones of the landscape to maximize efficiency. Several types of drip irrigation systems can be adapted to suit a variety of applications, from watering individual trees and shrubs to beds of annuals, herbaceous perennials, ground covers, or mixed borders.

Parts of a Drip System

In a drip system, water is distributed to the plants through small, flexible 3/8- to 3/4-inch-diameter plastic pipes and emitters or by perforated or porous pipe. Emitters may be purchased separately from the tubing and placed in the line wherever watering is desired. Another option is to purchase drip tubing with emitters already installed at the factory, usually spaced 12 to 24 inches apart. Most emitters will discharge water at a rate of 1/2, 1, or 2 gallons per hour at a pressure of about 20 pounds per square inch (psi). Perforated or porous pipe discharges water along its entire length to wet a continuous strip. By spacing pipes 12 to 18 inches apart, it is possible to wet a solid area. It is a good system for closely spaced plantings of annuals, herbaceous perennials, or ground covers.

A drip system must have a main valve to turn it on and off. This may be an automatic electric valve connected to a controller or a manual gate valve. You can also connect the drip lines directly to an outside faucet. However, when connecting the system directly to the faucet, use an automated timer to turn the system off after a preset length of time. Otherwise, you may forget and leave the system on for several days.

Two other necessary components of a drip system are a filter and a pressure regulator. A drip system uses small passageways to control the rate of water application so even tiny particles suspended in the water may cause clogging. To prevent clogging, use a screen filter with a 150- to 200-mesh screen. These components are usually installed below ground in a valve box.

Which Drip System Is Best?

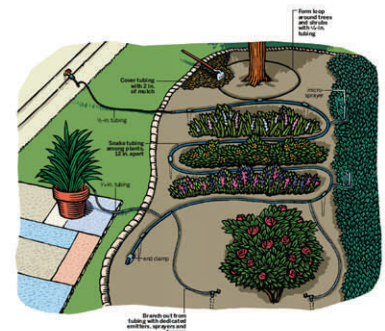
Because so many different types of drip irrigation components are available, choosing the best system for a particular application is often difficult. The best advice is to keep your system as simple as possible and try to wet only those areas where water can be taken up by the roots of the desired plants. For trees and shrubs, it is generally best to use a system that allows you to insert emitters wherever water is needed. The appropriate number of emitters per plant and flow rate per emitter depend on the size and type of plant. Table 1 lists plant heights and the number of emitters needed to deliver adequate water.

Table 1. Emitter Installation Based on Plant Size

Plant Height (ft)	Number of Emitters Per Plant	Delivery Rate
Less than 2	1	1/2 gal/hr
2 to 4	1	1 gal/hr
4 to 6	2	1 gal/hr each
6 to 7	3	1 gal/hr each
7 to 8	4	1 gal/hr each
OR:	2	2 gal/hr each

For watering annuals, perennials, and ground covers, it is usually necessary to irrigate a solid area. This can be done using emitter lines with emitters spaced every 12 to 18 inches. By placing emitter lines 12 to 18 inches apart, a uniform wetting pattern can be achieved. Perforated or porous pipe spaced every 12 to 18 inches apart can also be used. In sandy soils, the lines will need to be closer together than in finer-textured clay soils. In annual flower beds, the drip lines can be laid aside during bed preparation and replaced afterward.

Prepared by: **T. E. Bilderback and M. A. Powell**, *Extension Horticulture Specialists*



Visit in the Gardens with Mary Ann Geer


Mary Ann says that if you visit her house, you can easily tell what her favorite plant is – palm trees. A native of Altadena, California, Mary Ann missed the tropical plants and ocean when, at the age of seven, she moved with her family to the Dallas/Fort Worth area. After living for 16 years in Stephenville and teaching life skills to mentally challenged adults, Mary Ann moved to south Texas in 1991. She currently lives in Aransas Pass and is happily watching her newest Queen palm grow into a beautiful plant.



Ten years ago, Mary Ann joined the staff at Goose Island State Park. She was hired to help keep the park buildings in tip top shape, however, her love for gardening has been a real advantage for the Park. Someone planted a native garden at Goose Island, but the grounds crew did not know how to care for it. After seeing plants mowed over, Mary Ann begged her boss to let her take over the little garden. She built a fence, began to nurture the plants, and worked hard to keep the weeds out. Sometimes while weeding, visitors at the park would see her working and decide to pitch in to help. That garden has grown, and Mary Ann is now providing wildflower tours on Saturdays. However, sometimes knowing how to care for plants means she gets some tough jobs, like this week when she was given the task of trimming the yaupons from around the office. It was hard work, but Mary Ann says if someone doesn't do it, they eventually won't be able to find the office.

Mary Ann decided to take the Master Gardening

classes so she would know how to do things correctly at the Park. A member of the class of 2005, she did not waste any time offering to take care of the West Hummingbird Garden, which she has cared for since being a student. Mary Ann's favorite thing about gardening is propagating seeds. She loves to figure out how to get them to germinate more quickly and especially likes the challenge of propagating rare plants. It is no surprise that she is a valuable member of the Propagation and Landscape Committees.



The Hibiscus Garden Club in Aransas Pass enjoys having Mary Ann as a member. They probably wish she wasn't so busy with Master Gardeners because they would like to have her as president of the club. At this point, Mary Ann has enough commitments, so she had to decline the honor. If Mary Ann has any spare time, she enjoys crocheting afghans and is also learning to crochet socks. She says that crochet is her "winter sport." Those of us who know how hard Mary Ann works and how much she enjoys the outdoors find it difficult to picture her sitting quietly crocheting. However, just like most of the things she does, the crocheted items are gifts she shares with her community. Mary Ann takes the afghans to nursing home residents so they have something extra to keep them warm just as Mary Ann's warm heart is a gift to all who know her.



Vicki Coble won 3rd place as 2007 Individual Master Gardener for Medium size counties at the Texas Master Gardener Association state meeting in Conroe.

Aransas county received 3rd Place for the Project of Master Gardener Fall Plant Sale 2007. Congratulations to all Master Gardeners who contributed to this project.

Texas Master Gardeners Association Awards for 2007



Ronell Burke and Nan Jackson present the Volunteer Service Check to county officials. The full value of our organization is priceless, but at just under \$140,000, the monetary value is pretty impressive!

Around the State

TURF TALK

May 3 at Botanical Gardens & Nature Center

Texas AgriLife Extension Horticulturist Michael Potter discusses fertility, mowing, irrigation, and other best turf management practices for the greenest lawn on the block. 10 a.m. to noon, Saturday, May 3 at the South Texas Botanical Gardens & Nature Center, 8545 S. Staples. Class fees are \$6, \$3.50 members. For reservations, call 361-852-2100.

Orchids with Sam, May 17 at The South Texas Botanical Gardens & Nature Center

Did you buy an orchid at the BIG BLOOM? Or get one for your birthday? Do you want to keep it healthy, but don't know much about orchids? Sam Jones, well-known South Texas Botanical Gardens & Nature Center Orchid Curator, says "you too can grow orchids!" Learn the basics of orchid culture made simple from 10-noon, Saturday, May 17th in the Visitors Center, 8545 S. Staples. Seminar fee is \$6, \$3.50 members. For reservations, call 361-852-2100.

Lone Star Regional Native Plant Conference

May 28-31, Nacogdoches, TX

The Stephen F. Austin State University Pineywoods Native Plant Center is once again proud to host the 4th Lone Star Regional Native Plant Conference in historic Nacogdoches, Texas. The conference will be held on the beautiful SFA campus which is home to the Mast Arboretum, the Ruby Mize Azalea Garden, as well as the 40-acre Pineywoods Native Plant Center.

Passion for Plumeria Seminar, June 21 at The South Texas Botanical Gardens & Nature Center

Plumeria Society members will discuss tips on purchasing and raising these exotic, tropical beauties, lead a tour of the Gardens & Nature Center new 100-plant Plumeria Garden & Willoughby Viewing Platform, and preview the Society's June 28 sale to be held at Sunrise Mall. Seminar is from 10 a.m. to noon. Seminar fee is \$6, \$3.50 for Botanical Gardens & Nature Center members, and includes admission. For seminar reservations, call (361) 852-2100.

2008 JMG Specialist Class

Please save the date of June 11-12, 2008. Junior Master Gardener Specialty Training will be held at the Williamson County Extension Office in Georgetown, TX. Cost is \$250 and applications are available on the TMGA website.

Texas Master Gardener Specialist Training - Plant Propagation

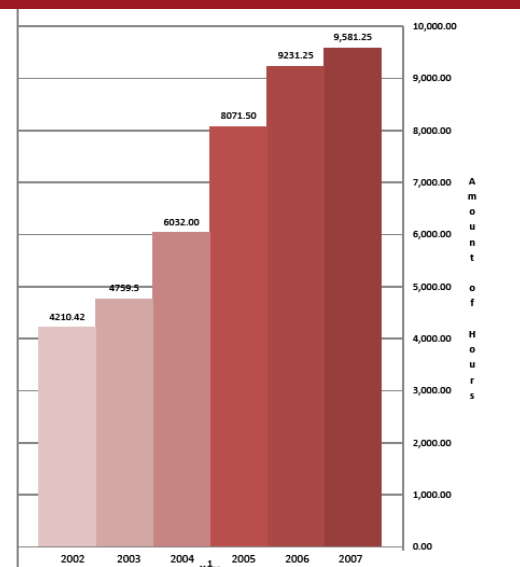
June 5 - 7, 2008 - Abilene, TX

Sponsored by Big Country Master Gardener Assoc. and Taylor County AgriLife Extension Service. Registration fee of \$155.00 includes lecture, hands-on instructional sessions and materials; resource CD and copies of lecture materials; misc. propagation equipment; denim shirt; transportation for field trips; 2 dinners; 1 lunch; and, snacks. Transportation and lodging is on your own. Course is limited to the first 30 applicants. Contact Melissa Clifton, CEA-Hort., at dmclifton@ag.tamu.edu or at 325.672.6048 should you have any questions You may also access the Specialist Training information on the TMGA website Specialist page <http://www.texasmastergardeners.org/>

Master Gardener Specialist Entomology Training Sept. 15-19, 2008

Hosted by Wizzie Brown, Extension Program Specialist, Travis County. Registration fee of \$300.00 includes collecting kit with lots of goodies; lectures; Extension bulletins; 3 lunches, 1 dinner, snacks & drinks. Transportation and lodging is on your own. Course is limited to 20 applicants; deadline is July 18, 2008. Contact Wizzie Brown at ebrown@ag.tamu.edu or 512.854.9600 with any questions.

Aransas County Master Gardener Volunteer Hours 9,581.25



May 2008

Sun	Mon	Tue	Wed	Thu	Fri	Sat
				1 1pm Presentation Training	2	3 9 am—4 pm Hidden Gardens Tour
4	5	6 9am MG Meeting - Green Acres	7 8:30 am Propagation committee – Greenhouse 9 am – noon Composting Program for MG's in Bayside	8 1 pm Presentation training	9 8-10:30 am Green Acres Garden Day 10:30 am Landscape Committee	10
11	12	13	14 8:30 am Propagation Committee – Greenhouse	15	16	17
18	19 Live Oak School 3 rd Grade Classes in Green Acres garden	20 Live Oak School 10 am Education Committee 12 pm & 6 pm Brown Bag 1:30 pm Board of Directors meeting	21 Live Oak School 8:30 am Propagation Committee – Greenhouse 8-10:30 am Green Acres Garden Day	22	23	24
25	26 County Holiday, Extension Office Closed	27	28 8:30 am Propagation Committee – Greenhouse	29	30	31